

FOOT SWITCH

Features

- Momentary pedal action versions available
- Die-cast metal and plastic to ensure ruggedness in harsh environments

Product Selection

EFS -

1 2

1. TYPE

EFS type

EFS-D type

FS type

2. RATING

A: 10A 250VAC

B: 6A 250VAC

_ : 10A 250VAC

1: 10A 250VAC

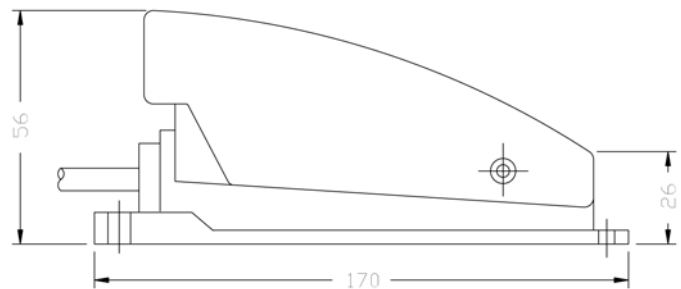
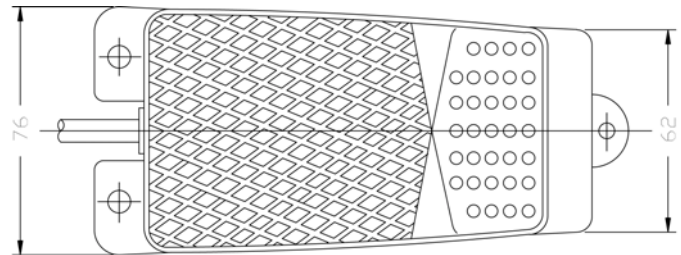
Dimensions

UNIT:mm

Item NO.

Dimensions

EFS-A EFS-B



HIGHLY

H1

Design, specifications are subject to change without notice.

FOOT SWITCH

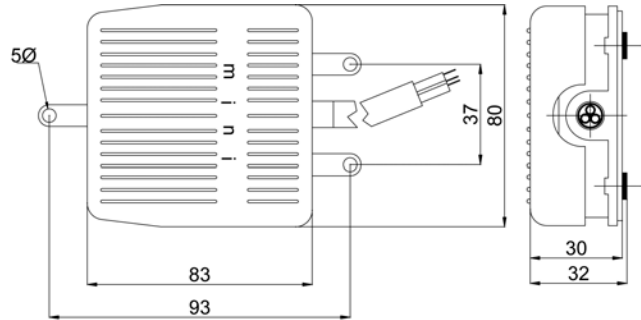
Dimensions

UNIT:mm

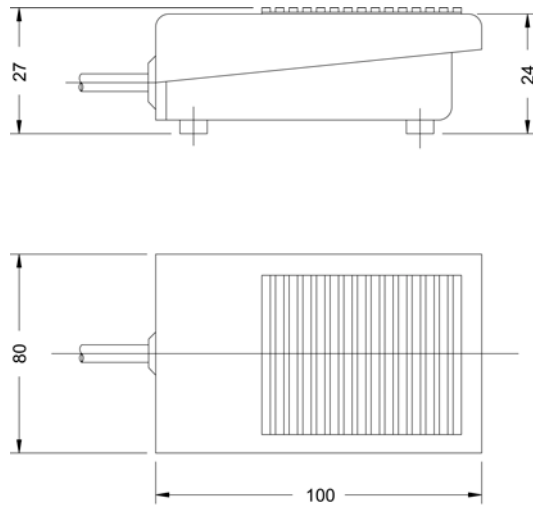
Item NO.

Dimension

EFS-D



FS-1



HIGHLY

H2

Design, specifications are subject to change without notice.